


USE INSTRUCTION:

For San-Air Split System Bio- Clean Gel



Front



Laboratory tested and validated

100% Natural Actives
**SPLIT SYSTEM
bio-clean gel**

Kills: 99% of mould, bacteria, germs, fungus and spores

Made in Australia from Australian ingredients

15g

V3R
formulation
for powerful
microbial
reduction

Directions for use:
1. Cut across small nipple at the side of pack
2. Install behind machine filter
3. Replace every 10-12 weeks

Shelf life: 2 years stored at 19-30°C

Ingredients: SAN-AIR™ proprietary essential oils, purified water, natural binding agents

Safety: Keep out of reach of children
If in contact with eyes, wash with water, seek medical attention if burning persists

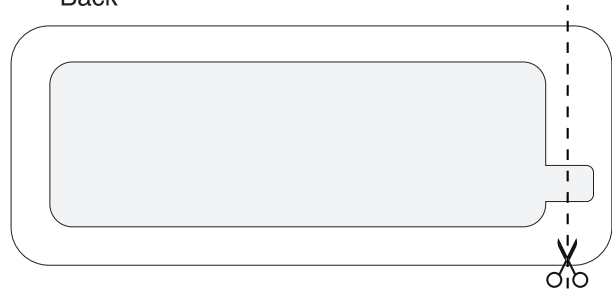
Manufactured by:
SAN-AIR™ Australia Pty Ltd
2/10 Stockyard Place
West Gosford NSW 2250
www.san-air.com.au

Replace By:
/ /

PRODUCT OF AUSTRALIA

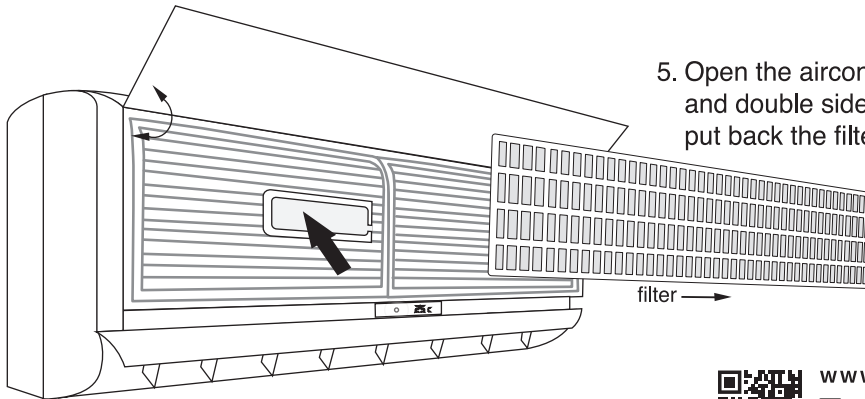
L044-2006 1

Back



1. Do not remove the label
2. Write down the date of replacement
3. Turn to back of the product

4. Cut across as shown in the image, so that the only way the gel can come out is through that small gutter.



5. Open the airconditioner cover, remove the filter and double side **tape the product to coil** and put back the filter and close the cover



www.sanair.asia

Facebook Page: SanAirMal

Instagram Page: SanAirMalaysia

